

Preamble: Understanding the guideline

Chaque groupe de 2 documents que vous devez analyser comporte une consigne très brève (Guideline) pour vous aider. Elle a cette forme :

GUIDELINE	THE BIDULES & MACHINS OF THE SCHTROUMPF
-----------	---

- pour vous donner l'idée générale des docs : c'est l'information globale donc ici THE SCHROUMPF que vous utiliserez comme sujet (*topic*) des 2 docs dans l'intro, la présentation.
- et aussi pour vous donner la structure, le plan de votre analyse : ce sont des précisions qui deviendront vos deux parties, ici 1. BIDULES et 2. BIDULES

Stage 1: Presenting the documents

Similarities:

Both documents deal with (*topic, in the guideline*)... , on a (*global, regional, national, local*) scale in (*territory name*), a (*developed, emerging, developing*) territory = GEOGRAPHICAL CONTEXT OR in the (*g^{al} context: period*)..., at the time of (*precise context: event*)... = HISTORICAL CONTEXT.

Differences:

The 1st document is (*type*)... showing (*topic*)... by (*author*)... & published in (*source*)... on/in (*date*)...

The 2nd document is (*type*)... about (*topic*)... by (*author*)... & published in (*source*)... on/in (*date*)...

Give structure (*in the guideline*): In a 1st part I'll analyse ... with ... (*doc*) & in a 2nd part I'll explain ... thanks to ... (*doc*).

Stage 2: Analysing the documents.

Describe the documents (What you see - docs)	Explain the documents (What you know -notions)
Structure 1. Firstly, (part 1 title sentence)... with (text doc)...	
1. Give a title to §1 & sum up its main ideas §1 title : ... + main ideas : ... Follow the same method for §2	4. Give the corresponding notion & define it: "... (selected expression or number)" refers to ... (<i>notion</i>) which means ... (<i>definition</i>). Use same method for the notions of §2
Structure 2. Secondly, (part 2 title sentence)... with (non-text doc)...	
1. Clearly divide doc. in 2 parts. 2. Name the 1st part & describe its main elements: 1st part title : ... + description : ... Follow same method for part 2.	5. Give the corresponding notion & define it: "... (selected element or number)" shows ... (<i>notion</i>) that is to say ... (<i>definition</i>). Use the same method for the notions of the 2 nd part.

2. In your text, highlight the expression(s) you'll explain with a notion.
3. Show, read or number the selected expression.

3. On your doc, circle the element(s) you'll explain with a notion.
4. Show, read or number the selected element.

Stage 3: Concluding

Assess docs:

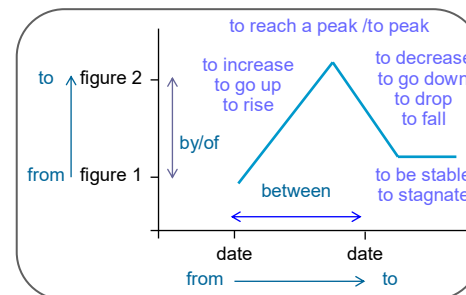
To conclude, these documents are (*reliable/unreliable*)... as (*justification: we have/don't have their full references/all their references*)..., and both are (*biased/unbiased*)... as (*justification: we can/can't see the author's opinion + prove it with docs - balanced doc: + & -, factual doc, author's admiration / criticism etc...*)...

Sum-up ideas: These docs show that ... (*use the detailed structure in your table*).

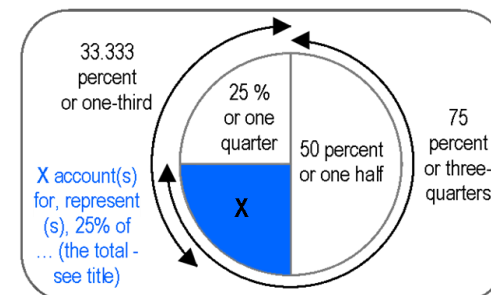
Open (bonus) We may wonder what ... (*change the topic and/or the scale, the space*).

USEFUL VOCABULARY FOR:

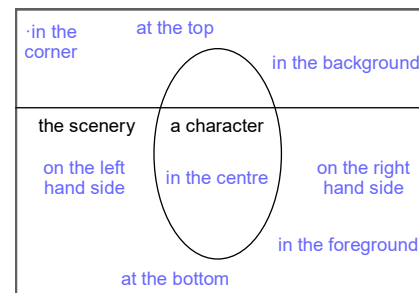
Describing a line graph



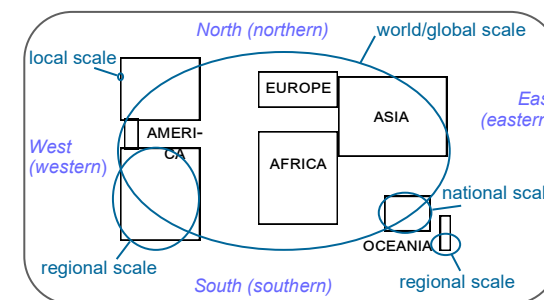
Describing a pie chart or circle graph



Describing a picture



Describing a map



Studying a text

Paragraph 1:
the general definition of sustainable development

Paragraph 2:
the 3 pillars of SD

Paragraph 3:
the description of the 1st pillar of SD

= THE MAIN IDEAS

Sustainable development (SD) is a pattern of economic growth in which resource use aims to meet human needs while preserving the environment so that these needs can be met not only in the present, but also for generations to come. [...]

The concept of sustainable development is often broken out into three constituent parts: environmental sustainability, economic sustainability and social sustainability. [...]

Environmental sustainability is the process of making sure current processes of interaction with the environment are pursued with the idea of keeping the environment as pristine as naturally possible.

"Sustainable development", Wikipedia, last revised 14 August 2012

Connection:
cause / consequence

Connection:
opposition / addition

Connection:
exposition / elaboration
intro / détails

= THE LOGIC